

MYCENTER[®]

HX300iG/400




HORIZONTAL MACHINING CENTER

SIMPLIFY THE COMPLICATED

HX300iG/400 Ultra-compact mid-size

Made in Japan quality, rigidity and reliability

- Rigid 9,100kg (20,020Lbs) Meehanite cast construction manufactured in Japan with craftsmanship in handscraping techniques
- Field expandable 2-station APC with high speed 4th Axis rotary table and rotary scale. Integral drive motor driven with rapids 54,000deg/min (150min⁻¹)
- Ultra-high-speed rapid/cutting feeds, 60m/min (2,362ipm)
- Ultra-high speed tool change, T-T 1.3 Seconds
- High performance THK double roller linear guideway system
- Powerful 15,000min⁻¹, 30HP Direct Drive, Dual Contact Spindle. 20,000min⁻¹ HSK spindle is an available option.
- Ballscrew cooling and fine resolution linear Scale feedback in X, Y, Z axes.
- Standard hinge belt style conveyor combined with dual internal chip augers = High efficiency chip evacuation



Quick Pull Down Menu

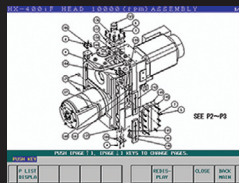
Arumatik[®] Mi

Pioneering Icon CNC Operation

- 67 Million pulse encoder technology with up to 8,192 block look-ahead processing speeds
- Software upgrades throughout the life of the control
- Completely customizable and expandable user experience
- Video Guidance and visual programming screens
- Anywhere-Remote[®] E-Mail status updates



Customizable Icon Screen. Advanced touch screen capabilities with user customized main menu touch screen and a variety of visual programming screens and functions that offer the operator faster and easier methods of part set-up and processing.



Maintenance Support Function. Kitamura's Maintenance Support Function offers operator convenience in displaying methods of machining maintenance, repair and parts support on the NC Screen.



Our high efficiency **Intelligent Advanced Control System (IAC)** consists of a series of strategically located sensors and machine efficiency monitors that work to keep component growth due to machining heat build-up to less than ± 5 microns (± 0.0002 ").



Video Guidance. Useful functions visually walk the user through methods of battery replacement, alarm release, APC recovery, PMC ladder and alarm release / guidance making it easier to monitor machine performance and uptime.

Positioning Accuracy $\pm 0.002\text{mm}$ (± 0.000079 ") / Full Stroke


Repeatability $\pm 0.001\text{mm}$ (± 0.000039 ")

World renowned JAPANESE

ze #40 HMC offers high speed, profit enhancing features

ability for high-production environments

All mating surfaces are hand scraped to assure an absolutely perfect fit. No need for geometry compensation to adjust for squareness, parallelism and perpendicularity. High performance THK double roller linear guideways offer long life expectancy while holding accuracies. Smooth and quiet operation.



High Speed B-Axis - Integral Drive Motor Driven 54,000deg/min (150min⁻¹) Rotation.

- Positioning Accuracy ± 2 arc sec
- High resolution built-in Heidenhain rotary encoder
- Zero backlash
- Dramatically faster indexing time reduces out of cut time and increases the amount of material removed in milling applications. Turning is possible with "Fastest in class"

Generous Work Envelope

Ø500mm (Ø19.7") x 745mm (29.3") H. Standard 2-APC system and full 4th axis offer smart fixturing and work holding options. An additional 5th axis can be added to BOTH pallets in the field for ultimate flexibility and less handling of your more complex parts.




Standard 50-Tool Automatic Tool Changer

minimizes tool change time for maximum cutting time. Kitamura's exclusive, patented fixed pot ATC system assures tools are always returned to the same pot and the next tool to be used is kept in a "stand-by" pot. Up to 200T can be added in the field for increased capability.


Available Options



Spindle and Tool Probes



Field Retrofittable 5th Axis Rotary Tables (available on both pallets)



Up to 1000psi Coolant Thru the Spindle Available




Machine Model	Programs	Spindle Speed	Spindle Power	Spindle Torque	Spindle Length	Spindle Diameter	Spindle Bore	Spindle Taper	Spindle Material	Spindle Finish	Spindle Accuracy	Spindle Repeatability
Engineered Plastic	1000	1000	1000	1000	1000	1000	1000	1000	1000	1000	1000	1000
Machine 340	1000	1000	1000	1000	1000	1000	1000	1000	1000	1000	1000	1000
Machine 400	1000	1000	1000	1000	1000	1000	1000	1000	1000	1000	1000	1000
Machine 500	1000	1000	1000	1000	1000	1000	1000	1000	1000	1000	1000	1000
Machine 600	1000	1000	1000	1000	1000	1000	1000	1000	1000	1000	1000	1000
Machine 700	1000	1000	1000	1000	1000	1000	1000	1000	1000	1000	1000	1000
Machine 800	1000	1000	1000	1000	1000	1000	1000	1000	1000	1000	1000	1000
Machine 900	1000	1000	1000	1000	1000	1000	1000	1000	1000	1000	1000	1000
Machine 1000	1000	1000	1000	1000	1000	1000	1000	1000	1000	1000	1000	1000

- Machine Monitoring Software Suite
- MTConnect Ready Adaptor



Smart Fixturing and Workholding Options



Field Expandable 8-Station Multi-Pallet System

design, engineering and manufacture since 1933

SPECIFICATIONS Mycenter-HX300iG/400

Table

Table Size	305 x 305mm (12.0" x 12.0")
Table Indexing	0.001 Degree (4th Axis)
Tapped Hole (Size x Qty.)	M16 x 2.0 x 16
Max. Table Load	250kg (550 lbs.)
Max. Workpiece Dia.	Ø500mm (Ø19.7")
Max. Workpiece Height	745mm (29.3")

Travels

X-Axis Travel	460mm (18.1")
Y-Axis Travel	510mm (20.0")
Z-Axis Travel	560mm (22.0")
B-Axis Travel	0 to 360 Degrees
Table Surf. to Spindle Center	50 to 560mm (2.0" to 22.0")
Table Center to Spindle Nose	60 to 620mm (2.4" to 24.4")

Spindle

Spindle Taper	#40 NST (HSK-A63 Opt.)
Spindle Speed	40 to 15,000min ⁻¹ (20,000min ⁻¹ Opt.)
Drive Method	Direct Drive
Maximum Spindle Torque	95.5 N•m (70.4 ft•lbs)
Spindle Motor	22kW (30HP AC/ 5 min) 15kW (20HP AC/10 min) 11kW (15HP AC/30 min) 7.5kW (10HP AC/Cont.)

Feed

Rapid Feed X,Y,Z	60m/min (2,362ipm)
Cutting Feed Rate X,Y,Z	60m/min (2,362ipm)
Rapid Feed (B-Axis)	54,000 deg/min (150 min ⁻¹)

APC

Number of Pallets	2
APC Change Time	8.5 seconds

ATC

Tool Storage Capacity	50 Tools (Opt. 62, 100, 150, 200)
Tool Selection Method	Random Bi-Directional, Fixed Pot
Tool Holder Style	CT (BT) 40 (HSK-A63 Opt.)
Max. Tool Dia.	Ø95mm (Ø3.7") / Ø150mm (5.9")
Max. Tool Length	350mm (13.8")
Max. Tool Weight	10kg (22 lbs.)
Tool to Tool	1.3 seconds
Chip to Chip	2.5 seconds, min.

Utilities

Power Requirement	45 KVA, 200v AC, 3 Phase 50 KVA, - Opt. 20,000rpm Spindle
Air Requirement	0.5 MPa, 280L/min (90psi, 10cfm) For 20,000 min ⁻¹ Spindle
	0.5 MPa, 350L/min (90psi, 13cfm)

Machine Dimensions

Required Space (W x D)	2,759 x 3,574mm (108.6" x 140.7")
Machine Height	2,700mm (106.3")
Machine Net Weight	9,100kg (20,020 lbs.)

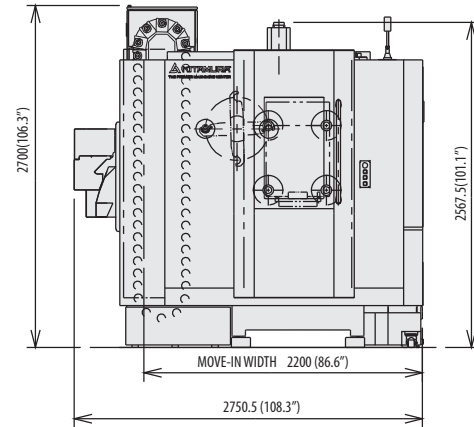
Control

Arumatik-Mi

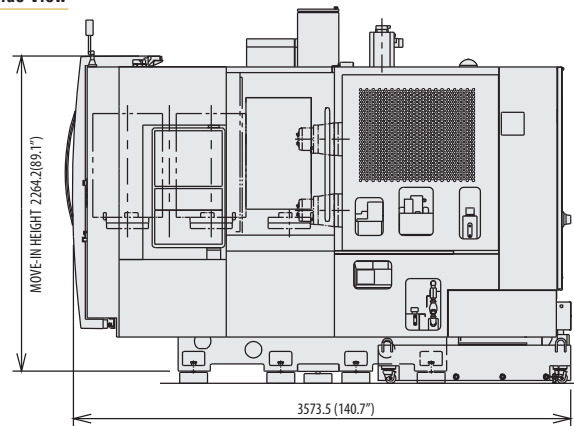
Specifications subject to change without notice.

FLOOR PLANS

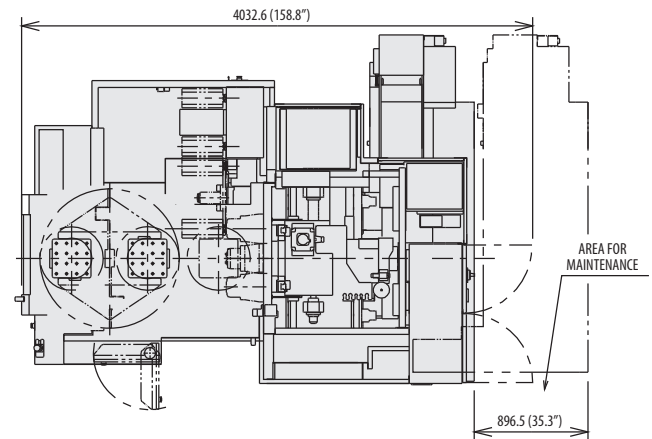
Front View



Side View



Layout View



Kitamura Machinery of U.S.A., Inc.

451 Kingston Court, Mt. Prospect, IL 60056 +1 847 520 7755
kitamura-machinery.com info@kitamura-machinery.com

Kitamura Machinery Co., Ltd.

1870-Toide, Takaoka-City, Toyama Pref., Japan +81 766 63 1100
kitamura-machinery.co.jp mycenter@kitamura-machinery.co.jp

Kitamura Machinery GmbH (Europe)

Wahlerstrasse 39, 40472 Dusseldorf, Germany +49 211 657 9010
kitamura-machinery.eu sales@kitamura-machinery.eu