

FEMCO USA

www.femcousa.com

T +1(714) 898-2066
Sales@Femcousa.com

Femco Inc
7142 Belgrave Avenue Garden Grove,
California, USA

FEMCO THAILAND

www.femcoindia.com

T +66-2-033-5001-3 / 093-124-7842
salesthailand@femcothailand.com

FEMCO (THAILAND) LIMITED
No.999 Gaysorn Center, Lv.6,
Unit 6A-7, Ploenchit Rd., Lumpini,
Pathumwan, BK, 10330

FEMCO INDIA

www.femcoindia.com

T + 91-20-66787605
sales@femcoindia.com

Fatty Tuna India Pvt. Ltd.
Global Raisonni Ind.Park,
Gat No.182-184, Nr.Lonikand, Phulgaon,
Pune-412216 (Maharashtra State)




HL-55S

1250 / 2000 / 2500

— MACHINE TYPE —



**A STRUCTURE WITH GREATER RIGIDITY
AND SLANT BED DESIGN**



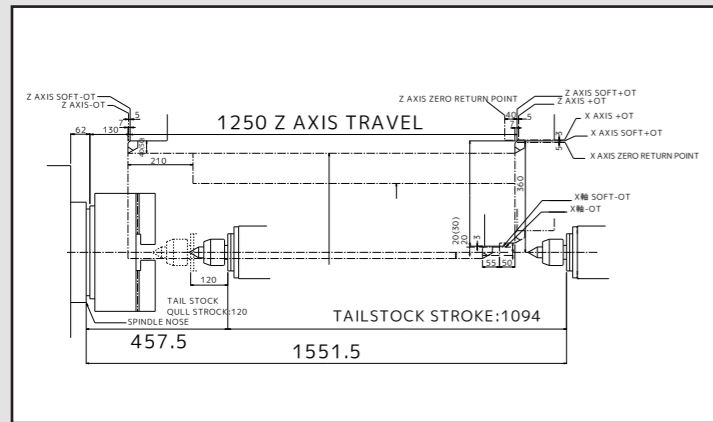
RIGID AND PRECISE SLANT BED DESIGN
The Ultimate Line-up

- 01** Swing over bed $\varnothing 708$ mm.
- 02** Max.turning diameter $\varnothing 640$ mm.
- 03** Choice of 8,12 station turret.
- 04** 15" chuck.(up to 22" opt.)
- 05** Precision heavy duty box ways.
- 06** Overload protection on X,Z axis.
- 07** Automatic lubricating system.
- 08** Highly rigid programmable hydraulic tailstock.
- 09** FANUC $\alpha 22i$ wide speed range motor with ZF gearbox.
- 10** Max. turning length up to 2320 mm.
- 11** Meehanite base, saddle and headstock casting.

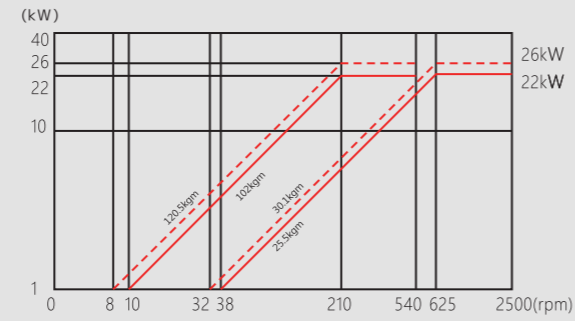
HL-55S TURRET MACHINING FIELD

MAIN-TORQUE CHART

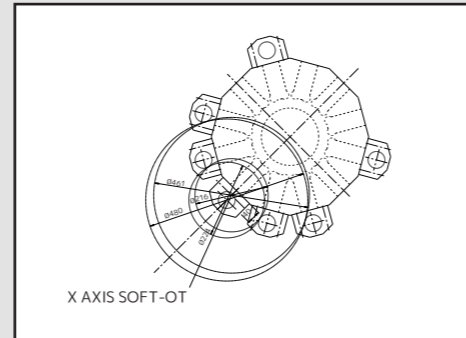
POWER TURRET (OPTION)



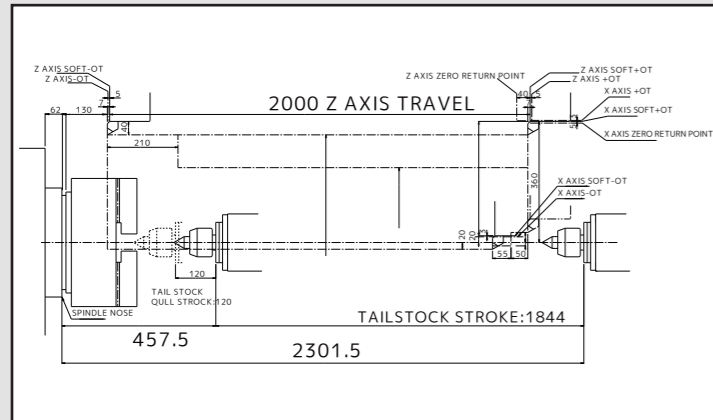
HL-55S 1250



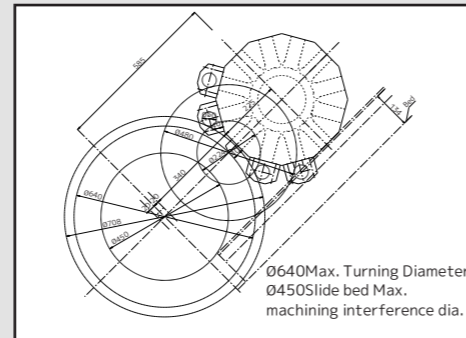
HL-55S TURRET INTERFERENCE



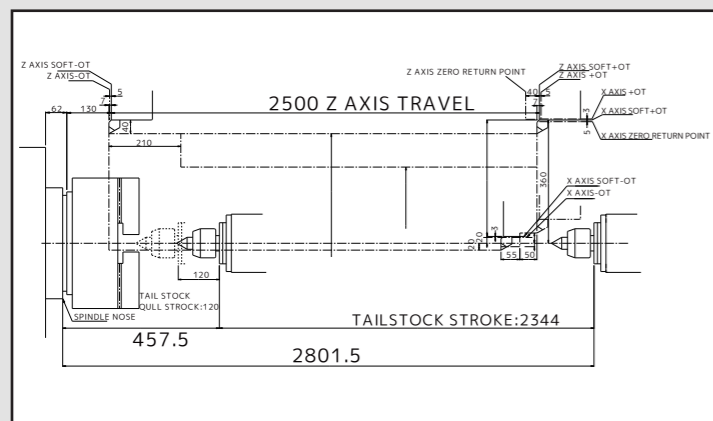
HL-55S 1250



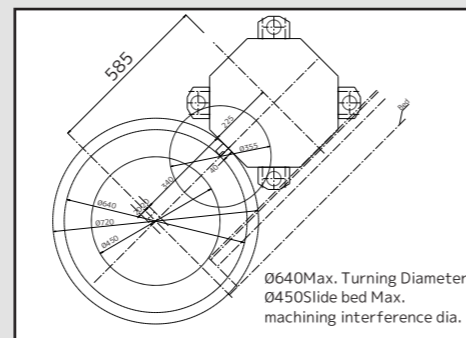
HL-55S 2000



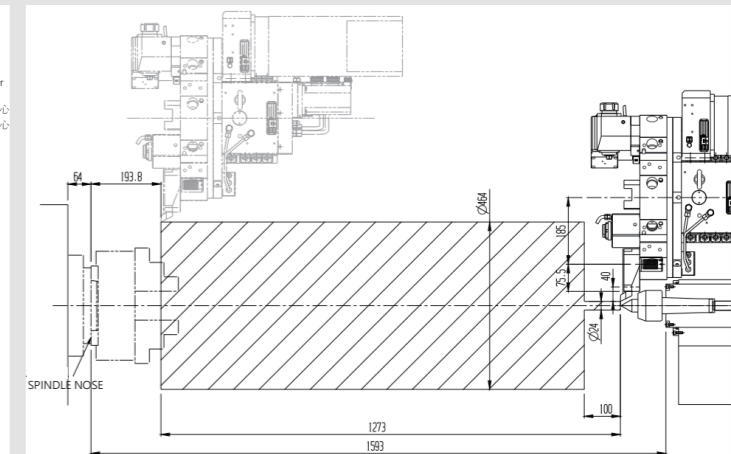
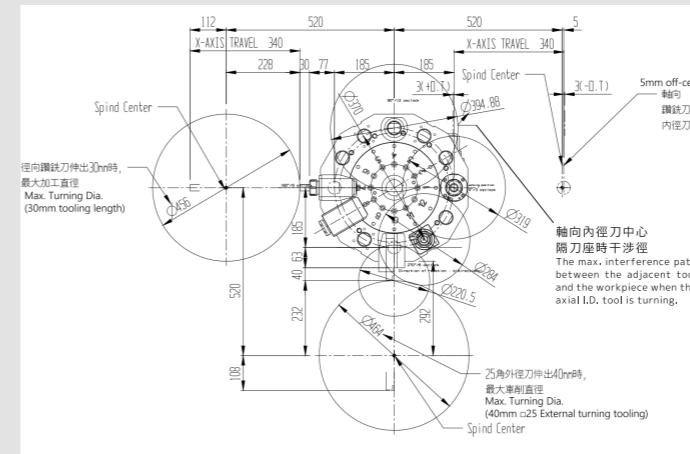
HL-55S 2000



HL-55S 2500



HL-55S 2500



Power Tool Shank Diameter		VDI-40
Power Tool Speed Range at Axial	rpm	4000
Power Tool Speed Range at Radial	rpm	4000
Power Tool Motor	FANUC	α3/10000i
Power Tool Motor Output	kW	3.7/5.5
Power Tool Max Torque	Nm	63



Specifications

ITEM		HL-55S 1250	HL-55S 2000	HL-55S 2500
CAPACITY	Max. Swing Overbed	mm	Ø708	Ø708
	Max. Turning Diameter	mm	Ø640	Ø640
	Max. Turning Length	mm	1070	1820
	Max. Swing Over Slide Bed	mm	-	-
	Hole(Bar Capacity)	mm	Ø117	Ø117
TRAVEL	X Axis	mm	340	340
	Z Axis	mm	1250	2000
SPINDLE	Speed	rpm	2500	2500
	Chuck Size	inch	15"	15"
	Spindle Nose		A2-11	A2-11
	Through Spindle Hole Diameter	mm	Ø132	Ø132
	Front Bearing ID./OD.	mm	Ø170/Ø230	Ø170/Ø230
	Rear Bearing ID./OD.	mm	Ø160/Ø220	Ø160/Ø220
	Spindle Motor		αil22 / 8000-B	αil22 / 8000-B
	Spindle Motor Output(con/30 mins)	kW	22/26	22/26
	Spindle Motor Torque	Nm	1181	1181
TURRET	Number of Tool Station		8.12	8.12
	Turning Tool OD	mm	□25	□25
	Turning Tool ID	mm	Ø50	Ø50
POWER TURRET WITH C-AXIS	Power Tool Shank Diameter	mm	VDI-40	VDI-40
	Power Tool Speed Range at Axial	rpm	4000	4000
	Power Tool Speed Range at Radial		4000	4000
	Power Tool Motor		α3/10000i	α3/10000i
	Power Tool Motor Output	kW	3.7/5.5	3.7/5.5
TAILSTOCK	Travel	mm	1094	1844
	Quill Diameter	mm	Ø120	Ø120
	Quill Travel	mm	120	120
	Quill Taper		MT#5	MT#5
	Axial Thrust of Quill	kgf	11544	11544
FEEDRATE	X-Axis Rapid Traverse	mm/min	16000	16000
	Z-Axis Rapid Traverse	mm/min	20000	20000
DIMENSION <small>(Without chip conveyor)</small>	Width	mm	4355	5150
	Depth	mm	2000	2000
	Height	mm	2130	2130
WEIGHT	Weight	kg	9000	11000

Standard/Option ●Standard ○Option

	HL-55S 1250	HL-55S 2000	HL-55S 2500
8 Station Turret	○	○	○
12 Station Turret	●	●	●
Hydraulic chuck with 1 set of Hard jaws	●	●	●
Soft jaws (3 sets)	●	●	●
Hydraulic power unit	●	●	●
Automatic lubricating system	●	●	●
Boring bar holders & sockets	●	●	●
OD Turning tool holders	●	●	●
Built-in work light	●	●	●
Bolts & leveling pads for installation	●	●	●
Operator' s & maintenance manuals	●	●	●
Chuck air blow	●	●	●
Workpiece counter (internal)	●	●	●
Heat exchanger	●	●	●
Automatic tailstock	●	●	●
Coolant supply system	●	●	●
Chip conveyor & bucket	●	●	●
Power transformer	○	○	○
Automatic Bar feeder	○	○	○
Auto door	○	○	○
Bar puller	○	○	○
Workpiece counter(external)	○	○	○
3 color alarm lamp	○	○	○
Collet chuck	○	○	○
Parts catcher/conveyor	○	○	○
Electric cabinet cooling system	○	○	○
CE safety guard	○	○	○